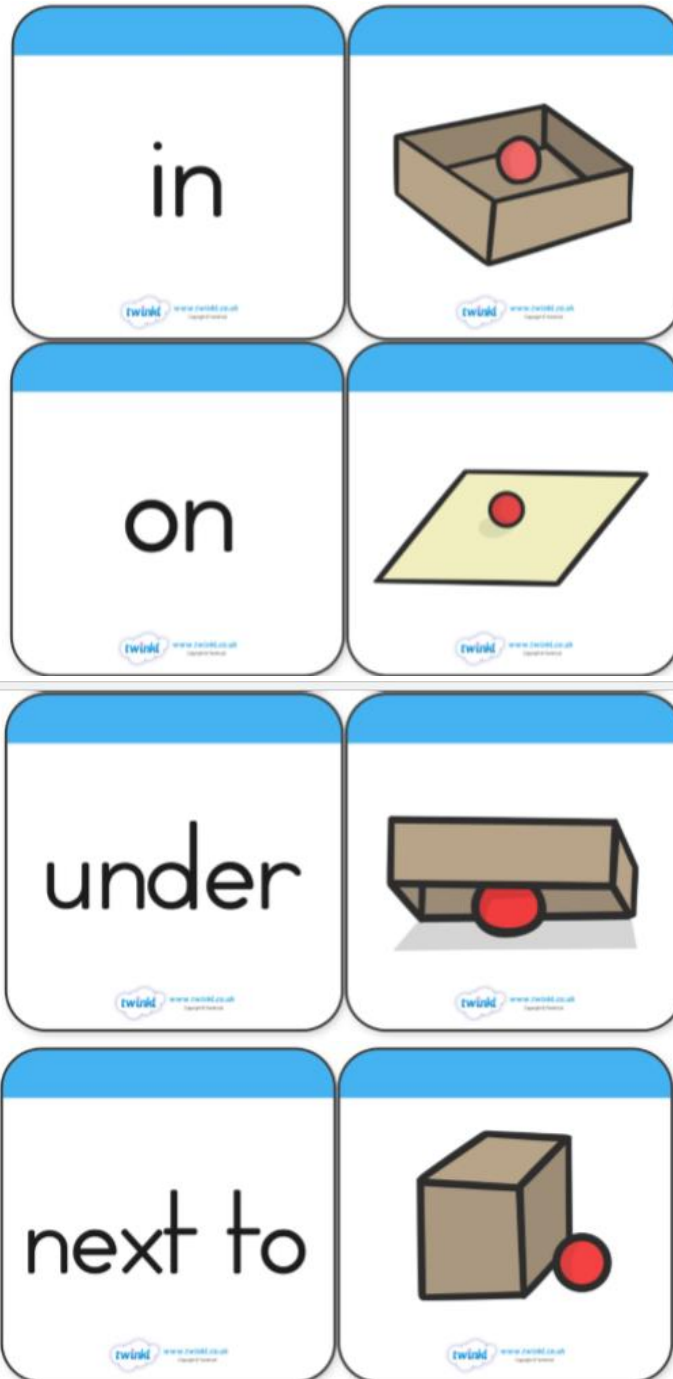


THE GREAT GARDEN TREASURE HUNT



If you are fortunate to have access to a garden, why not set up a mini Garden treasure hunt? You can use **directional** and **positional** words to guide your young person around the garden.

Before you set your child off into the wild talk through **position** using the following resources to help you (If you have access to a printer they can be printed and cut up to make a matching game where your child has to match the word with the correct picture)



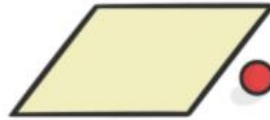
THE GREAT GARDEN TREASURE HUNT



bottom



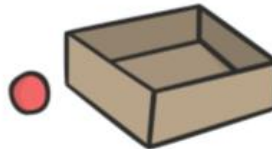
off



on top



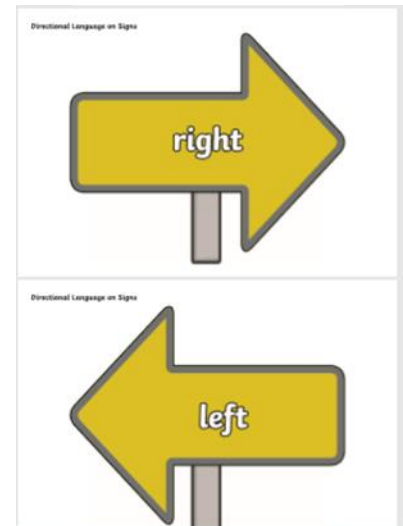
out



THE GREAT GARDEN TREASURE HUNT



Then talk to your child about directional words such as below:



Now you can set a treasure hunt around the garden using instructions such as:

Go out the door turn **left**, what is **in front** on you?.....

Turn right, walk forward, what colour is the flower on your **left**?.....

Go **towards** the table, what is **under it**? (You may want to hide or place objects in and around the garden to make these instructions more interesting for example for this type of clue you could have placed an item under the table for them to find)

You may also like to hide pieces of paper in the garden that could have facts about insects, flowers or birds that will encourage your child to read as well as learn things about their environment.

If you don't have a garden this activity can also be done inside the house, I have done a similar activity around the college!!!