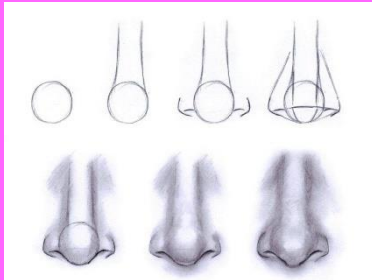
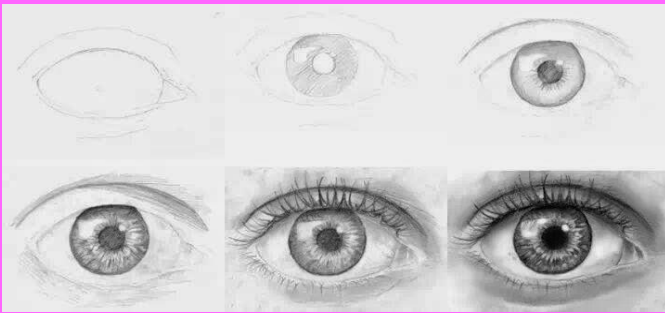


# HOME LEARNING PROJECT: PORTRAITS

CONTINUOUS LINE  
DRAWING:



Ask someone to sit in front of you, use a mirror or find a photo of yourself or a family member. Draw them without taking your pen or pencil off the paper- the portrait should be drawn with ONE continuous line only. Go over areas to allow your pen or pencil to capture the whole face.



Practise drawing eyes noses and mouths separately

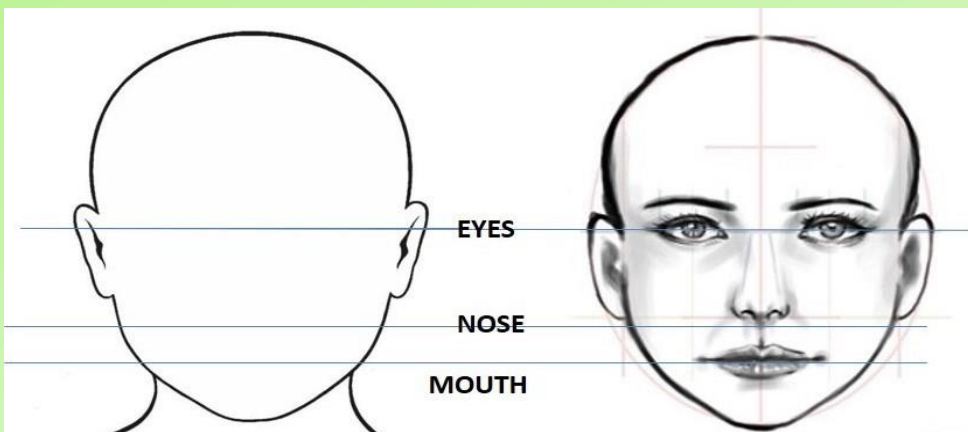
Drawing lips - Step by step



Draw lightly to start. Add darker shades as you progress.

Tuesday, February 4, 14

There are lots of tutorials on you tube



Remember that the eyes are always half way down!!! Try measuring your own face to check. Draw the hair after you have finished the face. Keep measuring and checking.

Next use what you have learned to make a whole face drawing